



Crosstown Quilters Guild Mystery 2019

Part 1

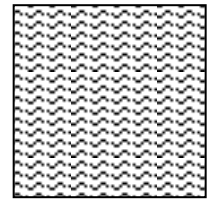
Fabric Requirements

I am presenting a quick mystery quilt for the guild this year. There will be 5 parts. You'll have all summer to finish it and enter it in a future Quilt Show. ☺

Staple a small square of each fabric to this page to remind you as you work this mystery.


Feature Fabric

You will need $\frac{3}{4}$ yard. This fabric will stand out the most, so pick something you love. It could be a flowery print, a favorite color or fabric. Try not to pick a fabric that reads as a solid color. Let it be bright and busy. This could be a novelty print. And it can be directional.




Coordinating Fabric A

You will need $\frac{2}{3}$ yard. Pick a color that is found in your feature fabric and use that in a medium to dark fabric that reads as a solid color. Avoid using a directional print.




Coordinating Fabric B

You will need $\frac{2}{3}$ yard. Pick another color from your feature fabric to use here. It should be dark and contrast nicely with the feature fabric and the other Coordinating fabric. Avoid using a directional print.



Background Fabric

You will need $1 \frac{1}{2}$ yards. Pick a very light fabric with small print or a marbled print. This should contrast considerably with the Feature Fabric and the two Coordinating fabrics.



Finished size of quilt:

48" by 64" without borders, 72" by 80" with borders

If adding optional borders, you will need

$\frac{5}{8}$ yard for a 3" Inner border (Cut six $3 \frac{1}{2}$ " strips) Suggest using Coord B fabric

$1 \frac{1}{4}$ yard for a 5" Outer border (Cut seven $5 \frac{1}{2}$ " strips) Suggest using Feature fabric

$\frac{3}{4}$ yard for the Binding

Plus fabric for the backing and batting.