



## Crosstown Quilters Guild Block of the Month

**Spools** (size unfinished 6.5", finished 6")

**Background** – white, or white tone on tone

**Spools** – any color, perhaps your favorite color thread


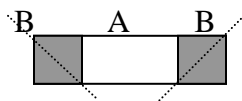
### Cutting Instructions for one spool:

Background fabric: Two 2" by 6 1/2" (A)

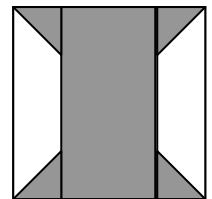
Thread colored fabric: Four 2" squares (B)

One 3 1/2" by 6 1/2" rectangle (C)

Place one 2" thread color square (B) on each end of the 2' by 6 1/2" rectangle (A) right sides together. Draw line along the diagonal of each as shown. Sew on the diagonal. Trim off the excess. Repeat. You will make two for each spool. Pay special attention to orient the squares correctly if you are using a directional fabric for the thread colored spool.



Assemble the block as shown to the right. It should measure 6 1/2" square.



**Americana Quilt: Patriotic Spools:** Make a total of four spools using blue and red colors with a white background. Assemble block as shown below. Unfinished size is 12.5" square, finished is 12" square.

