




Crosstown Quilters Guild Block of the Month
Patriotic Party Hats (size unfinished 12.5", finished 12")

Background – white, white tone on tone fabric

Hats -- red (C) and blue (D)



Cutting Instructions:

Background fabric: Four 4 1/2" by 4 1/2" squares (A)


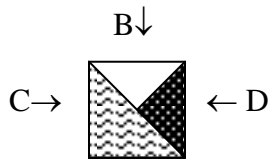
One 5 1/4" by 5 1/4" square, cut twice diagonally;
 makes 4 quarter-square triangles (B)

Red fabric: Two 5" by 5" squares, cut each once on the diagonal;
 makes 4 half-square triangles (C)

Blue fabric: One 4 1/2" by 4 1/2" square, center square
 One 5 1/4" by 5 1/4" square, cut twice diagonally;
 makes 4 quarter-square triangles (D)

Using diagram as a guide, sew pieces together to form the pieced square. Make 4 of these.

These should each measure 4 1/2" square when sewn.



Then assemble block as shown.

Americana Quilt: Same as the BOM. Feel free to reverse the blue and red colors if desired. You could put a different blue fabric in the center if desired.