



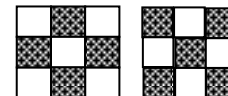
Crosstown Quilters Guild Block of the Month

Magical 9-patch (2 blocks, size unfinished 8", finished 7.5")

Fabric Requirements: You'll need two 9 inch squares of fabric.

One is white or a white pattern on white.

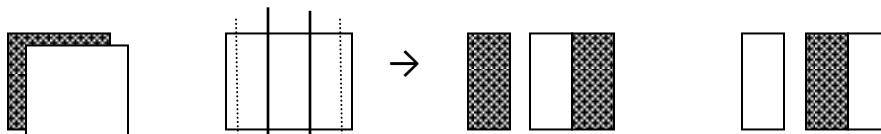
The other is a pretty floral print with a medium to dark value.



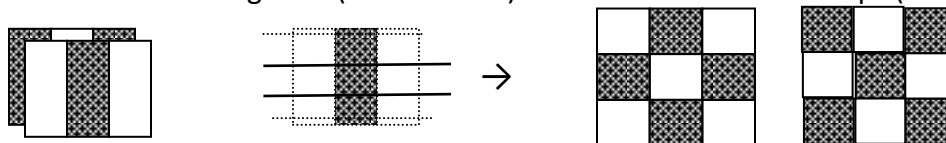
Place the two squares right sides together.

Sew left and right edges using $\frac{1}{4}$ " seams (as shown by dashed lines). Cut into three 3-inch strips (shown by solid lines).

Take the pieces and sew as shown making two strip sets.



Place these on top of one another, **right sides together**. Sew top and bottom edges using $\frac{1}{4}$ " seams across the stitching lines (dashed lines). Cut into three 3-inch strips (solid lines).



Assemble two blocks as shown. Each measures 8 inch unfinished. They should be opposites of each other.