



Crosstown Quilters Guild Block of the Month

Irish Monkey Wrench (block size unfinished 9.5", finished 9")

Background – white or white on white

Rectangles - a nice dark green, a small print/texture works best perhaps a St Patricks Day print

Center Square—same color as background

Cutting Instructions:

Background:

two 4" squares

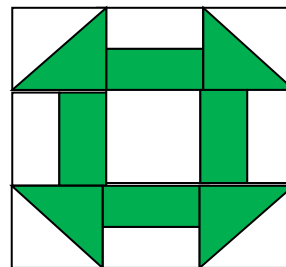
one 3 1/2" square (center)

one strip 2" x 15"

Green:


Two 4 " squares

One strip 2" x 15"

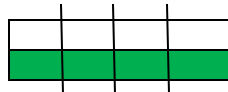


Sewing instructions:

Place squares of background and green fabric right sides together. Draw line on diagonal. Sew a scant 1/4" on either side of the diagonal line. Cut along diagonal and cut the square in half. Press flat toward the green. TRIM to 3 1/2" square.



Sew the two strips of background and green fabric together. Press flat toward the green. Cut four 3 1/2" by 3 1/2" squares from the strip.



Assemble as shown in the diagram.

